



Gespage

Release notes



Version 9.2.1: 17th January 2025

Bug fixes and small enhancements

- eTerminals
 - **Konica Minolta** eTerminal
 - Improved support for public mode login.
 - Fixed random login failures.
 - Resolved potential failures during eTerminal removal.
 - **HP** eTerminal
 - Fixed support for custom logo.
 - **Lexmark** eTerminal
 - Gespage Lexmark eTerminal v7.1.4.0
 - Enhanced management of the Gespage Home Page.
 - Refer to eTerminal release notes for additional details.
 - **Toshiba** eTerminal
 - Fixed support for custom logo.
 - **Xerox** eTerminal
 - Resolved payment support for USB print jobs.
- **Printing**
 - Gespage Agent (Windows / Linux v9.2.1.0) - Gespage Parser (Windows / Linux v9.2.1)
 - Added support for spools in **PDF format** on **Linux server**.
 - Removed default server configuration in the Agent **MSI installer**. Server information must now be configured by the IT admin before deployment.
 - Fixed support for administrator-forced document releases (via the Gespage admin menu) when the printer is configured with a model.
- **Mobile printing**
 - Fixed support for paper format when American paper usage is configured in Gespage
 - Improved handling of certain PDF documents where processing could become blocked.
- System
 - **Technical stack** upgrades
 - Updated to **PostgreSQL v15.10**.
 - **Security**
 - Fix CVE-2022-22965 and CVE-2024-32888 vulnerabilities.
 - **Database management**
 - **MS-SQL**: Fixed potential errors during AD/LDAP synchronization.
 - **Logs**
 - Fixed Gespage logs rotation.

Version 9.2.0: 15th November 2024

New features

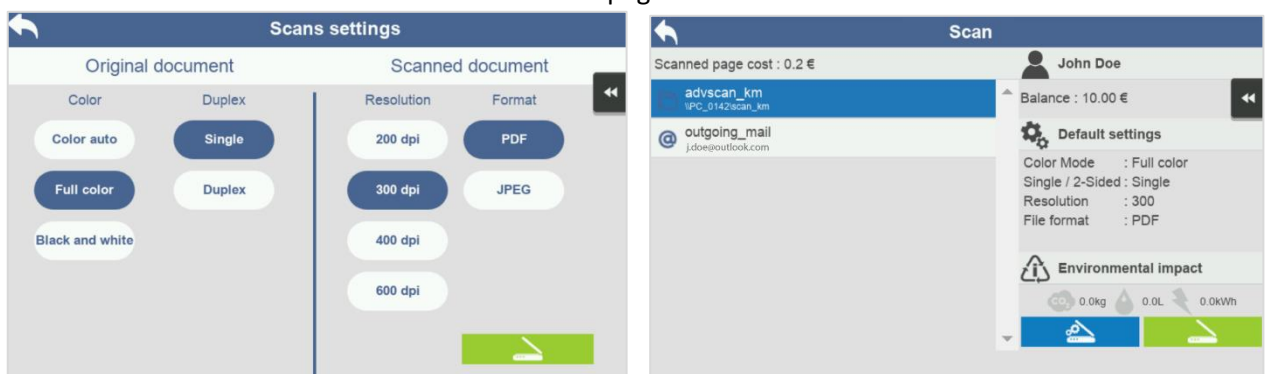
- eTerminals
 - **New Konica-Minolta eTerminal**
 - **New user interface** offering the standard Gespage eTerminal
 - Login screen supporting all Gespage login modes, compatible with custom logo and public mode login options.
 - Print release page with environmental information and adjustable release options



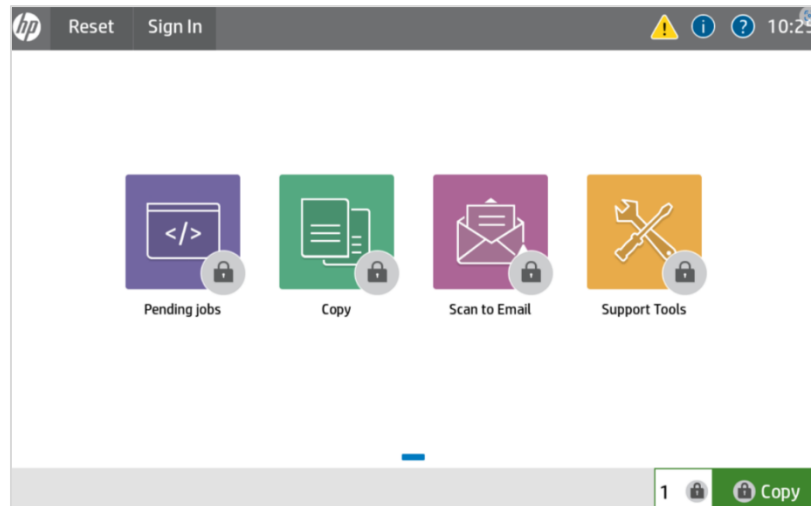
- Gespage home menu for quick access to core functions: PRINT, SCAN and COPY




- Integrated **Gespage scan** feature
 - It is possible to redirect the SCAN home button to either the native MFP scan or the Gespage scan feature.



- Requirement
 - The KM eTerminal now requires the KM embedded browser.
- HP eTerminal
 - Add a new '**native**' login mode to display a user-friendly login screen, showing available MFP functions:
 - The user login screen pops up when the user selects an MFP function



- Reports
 - New features related to **environmental impact** information.
 - New **environmental impact reports**.
 - These reports are accessible through the Reports / Environment menu and can be subscribed to for email reception.
 - Reports can be filtered by users, printers, departments or billing codes and are exportable in PDF or CSV format.



Environmental impact by printer

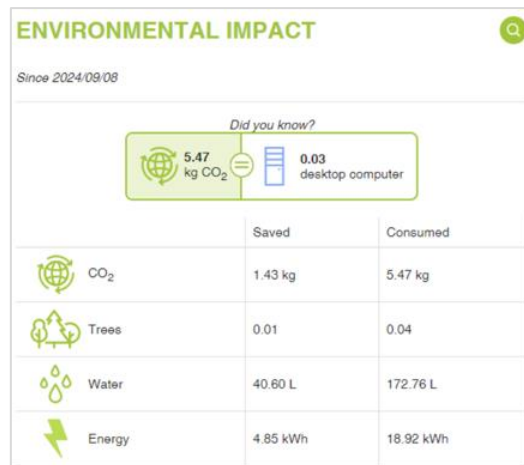
between 2024/08/01 and 2024/10/01, Top ranking 10, Printer PC_0142/Kyocera TASKalfa 2554ci KX, Users group Default

Printer	Pages			Total cost	Environment			
	BW	Color	Total		% Duplex	% Scan	CO ₂ (kg)	Trees
PC_0142/Kyocera TASKalfa 2554ci KX	1	1	2	0.80	0.00%	50.00%	0.017	0.000
Total	1	1	2	0.80	0.00%	50.00%	0.017	0.000

- Enhanced environmental information within the printing flow report

Environmental impact			
Generated CO ₂ (Kg)	0.03	Avoided CO ₂ (Kg)	0.09
Consumed trees	0.00	Saved trees	0.00
Consumed water (liter)	1.12	Saved water (liter)	2.80
Consumed energy (kWh)	0.12	Saved energy (kWh)	1.41

- Improved environmental dashboard tile



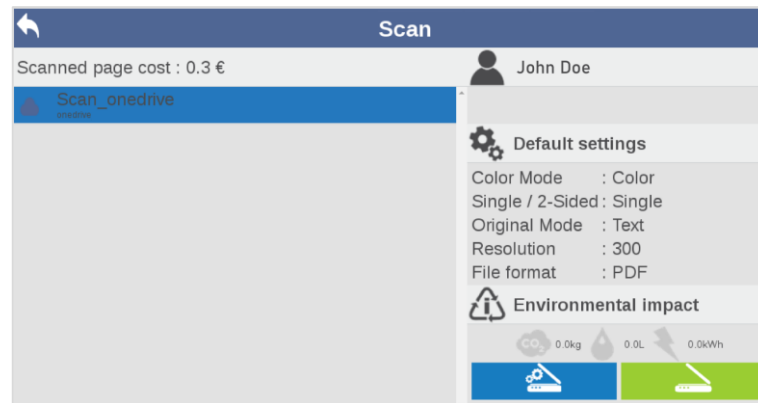
- The environmental calculation formulas can now be configured via the Server / Report configuration menu.
- Added new **Savings reports**.
 - These reports are available through the *Reports / Savings* menu and can be subscribed to for email reception.
 - Reports can be filtered by users, printers, departments or billing codes and are exportable in PDF or CSV format.

Saving by printer				
between 2024/01/01 and 2024/11/06,				
Printer	Unprinted pages			Cost saved
	BW	Color	Total	
SRV-GESPAGE/SHARP_BP_PROD	2	452	454	135.80
PC_0120/Kyocera TASKalfa 2554ci KX	174	275	449	90.50

- Gespage Advanced Scan
 - Scan to Microsoft OneDrive**
 - New integration with Microsoft OneDrive Business allows easy setup of Gespage scan to OneDrive.
 - A scan destination with the outgoing destination to Microsoft OneDrive Business must be created under Gespage administration menu to enable this scan destination.

The screenshot shows the 'SAVE DOCUMENT' form in the Gespage application. The breadcrumb trail is 'Document / Advanced scan / Outgoing / Save document'. The form includes fields for 'Name' (pre-filled with 'Scan_onedrive'), 'Comments', and 'Storage connectors' (set to 'Microsoft OneDrive Business'). At the bottom are 'Approve', 'Delete', and 'Cancel' buttons.

- The user's OneDrive destination is then automatically added to the eTerminal Gespage scan destinations.



- This feature is only available for users synchronized from Entra ID.

- Print features

○ **Microsoft Universal Print support**

- Gespage 9 is now compatible with Microsoft Universal Print (MUP).
- The configuration of the Universal Print printers must be done in the Azure portal.
- The print2me printer must be installed on the local network and requires installation of the Universal Print connector and Gespage MUP agent.
- The Universal Print integration must be set up in Gespage configuration menus

<input type="checkbox"/>	Printer/Copier name ↑↓	Connected terminal ↑↓	Spool type ↑↓	Microsoft Universal Printing ↓⇅
<input type="checkbox"/>	Sharp BP			☁
<input type="checkbox"/>	Sharp_Print2Me_MUP		📄	☁

- Microsoft Universal Print usage is subject to Microsoft licensing.

- **American paper sizes**

- New improved support for US paper sizes through the new parameter 'Default paper size format'.

- In US mode, default paper sizes are Letter and Legal
- In EU mode, default paper sizes are A4 and A3

Global parameters
Advanced parameters

GENERAL

Server locale: en

Printing mode:

- Level 1, accounting only
- Level 2, management of user's balance**

Cost calculation scale: In currency with 2 decimals

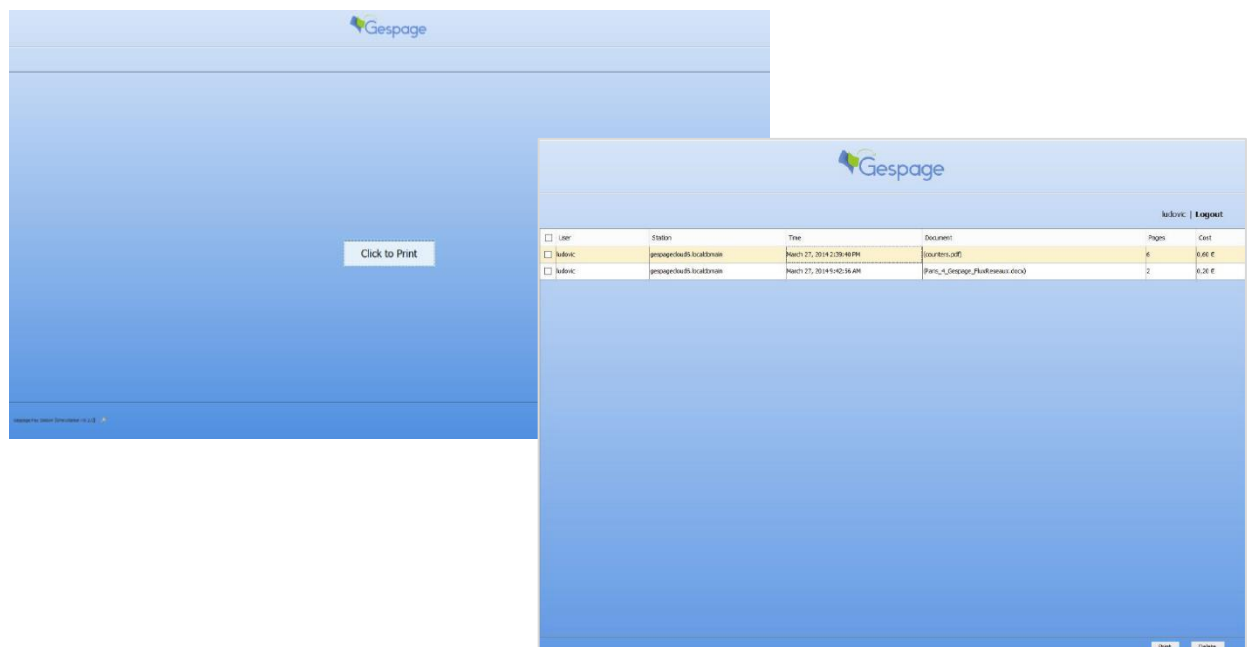
Currency code (ISO 4217): EUR

Default papersize format: **US**

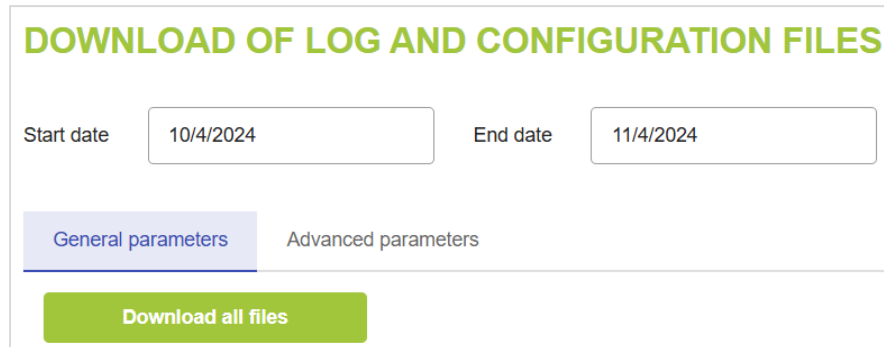
- This impacts the price menus, the mobile user interface, and reporting formats.

Volume by printer										
between 2024/06/01 and 2024/09/10,										
Printer	Pages						% Pages			
	BW	Color	Total	Scan	Color	Duplex	Letter	Copy	Scan	Total
SRV-GESP-100-27/XEROX ALTALINK	420	96	516	0	18.60%	72.67%	0.00%	15.12%	0.00%	75.99%
SRV-GESP-100-27/XEROX VERSALINK	18	101	119	0	84.87%	68.07%	0.00%	18.49%	0.00%	17.53%

- **Gespage Pay Station (GPayStation v9.2.0)**
 - Gespage 9 is now compatible with the GPayStation application.
 - The GPayStation client application provides release station functionality in public environments from a dedicated workstation.
 - GPayStation usage
 - Selecting jobs to be paid:
 - In authenticated mode, the users must authenticate to access their pending jobs.
 - In guest mode, the entire pending job list is displayed once the 'Click to print' button is pressed.
 - Paying jobs to be released:
 - Payment is possible through a Cartadis magnetic purse card.
 - GPayStation configuration
 - The new GPayStation Station ID field has now to be set up in the GPayStation client and in its Gespage configuration, to uniquely identify the GPayStation instance.
 - The GPayStation application requires Java 11 installation on the workstation.



- Administration tools
 - New **tool to download Gespage logs and configuration files** is accessible from *Support / Tools / Downloading logs*. Either all logs or an advanced selection of log files can be selected for download.



DOWNLOAD OF LOG AND CONFIGURATION FILES

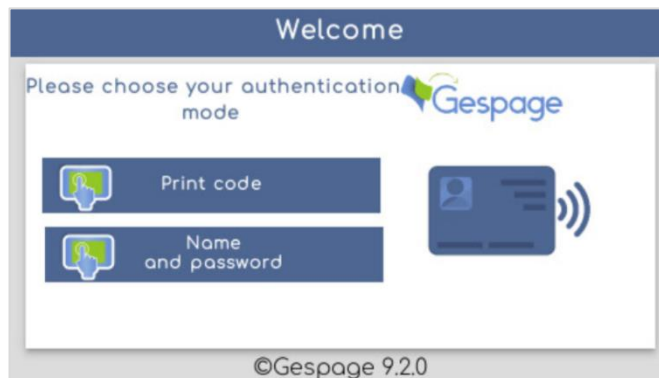
Start date: 10/4/2024 End date: 11/4/2024

General parameters Advanced parameters

Download all files

Bug fixes and small enhancements

- eTerminals
 - **Brother** eTerminal
 - Improved support for American paper sizes
 - **Epson** eTerminal
 - It is now possible to enable both **print code and user/password keyboard logins** simultaneously



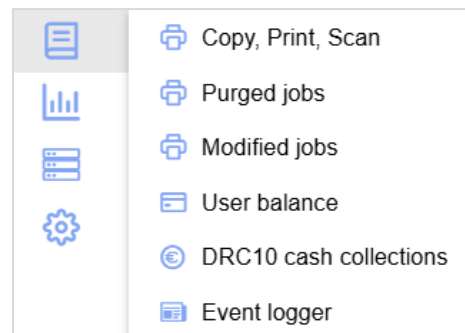
- eTerminal print release options: Improved support for adjusting the number of copies.
 - Fix color quota usage
 - Resolved a potential login error when a user lacks an email address.
 - **HP** eTerminal
 - Enhanced support for American paper sizes
 - **Lexmark** eTerminal
 - The American paper format is now automatically configured from the new general parameter 'Default paper size format'.
 - **Kyocera** eTerminal (v1.7.5.0)
 - Fixed scanning issues with American paper configurations
 - Improved MFP IPv6 compatibility
 - Resolved stability issues

- Refer to the eTerminal release notes for further details.
- **Ricoh eTerminal**
 - Added a utility script in Ricoh remote tools to perform a full MFP reboot.
- **Sharp eTerminal**
 - Resolved instability related to HTTP/2 communications.
 - Enhanced display of the Gespage welcome screen on Sharp BP models.
- **Toshiba eTerminal**
 - Fixed user balance management for prices with more than 3 decimal places.
 - Improved color quota usage.
- **Xerox eTerminal**
 - Improved stability in payment environments.
 - Resolved job release issues in copy shop environments.
- **Mobile printing**
 - Document formats
 - Removed support for Excel printing. It is recommended to convert Excel documents to PDF to ensure proper layout settings.
 - Email printing
 - Fixed an issue that could block email printing due to malformed emails.
 - App printing
 - Users can now release a print job even if the printer is in a warning or error status. This behavior can be managed via the advanced parameter *smartphone.strict.mode*.
 - Added the ability to select a global print2me printer as the Gespage smartphone App application printer.
 - Fixed support for release printers configured as 'compatible with all print2me printers'.
 - Advanced setting
 - Added a new 'pdfEngine' setting (value 5) for lp printing in Linux installations.
- **Printing**
 - **Global print2me**
 - Improved handling of job release failures when global print2me communication is interrupted.
 - Fixed an issue that could occur when separating eTerminal and direct print queues linked to a single Gespage printer.
- **User interface**
 - Fixed support for locked web mobile print settings when guest users are included.
 - Clarified user balance display when color quota is disabled.
 - Updated the user online manual in multiple languages.

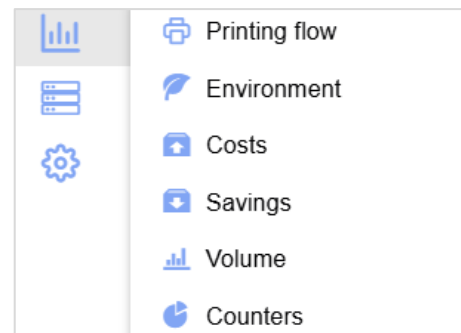
- Administration user interface

- **Navigation**

- Reorganized and separated the log and report menus for easier navigation.



Log menu



Report menu

- Reports

- In the report menus, added a shortcut to subscribe to their email notifications.
 - Improved PDF reports layout.

- Pending job administration

- Admins can now force the release of pending jobs

- Notifications

- Added a user email notification for when balance (general or color-specific) reaches zero.
 - Email content for administrator notifications can now be customized.

- Tasks

- Resolved intermittent interruptions of periodic task executions.

- Security

- Confidential fields are now hidden for added privacy:
 - Entra ID synchronization: Secret code field
 - Web payment administration: Worldline secret key field

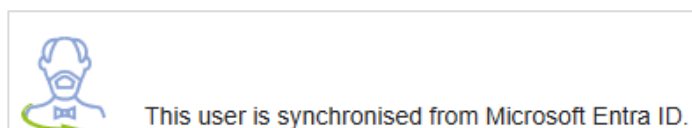
- Miscellaneous

- Improved error message display in the admin interface.
 - Fixed occasional CSS style loading issues in the admin interface.

- User configuration

- **Microsoft Entra ID** synchronization

- The new **importation filter** option allows advanced filtering of synchronized users.
 - A sync indicator is now available in user details to show if a user is synchronized from Entra ID.



- Improved support for usernames with special characters.
- Miscellaneous
 - When enabling a random print code creation by Gespage, the length of randomly generated print codes is now displayed consistently.
 - Extra spaces are automatically trimmed from usernames and email addresses.
- **Gespage Remote**
 - User synchronization
 - Department assignments are now synchronized from Central to Remote servers.
Note: Departments must exist on the Remote server.
 - Balance synchronization
 - Fixed issues with balance synchronization between servers when balance reloads are processed through web payments.
- System
 - **Technical stack** upgrades
 - Updated to Java OpenJDK v11.0.24
 - Updated to PostgreSQL v15.7
 - Linux support
 - **Debian 12** is now the supported Linux distribution.
 - Security
 - Upgraded components to address CVE vulnerabilities
 - **Installation**
 - Self-signed Gespage certificate is now created with SHA256 encryption.
 - Resolved installation errors when port 5900 is already in use on the server.
 - Gespage PostgreSQL DB can now be installed on a drive other than C:.
 - Improved initial configuration for resource allocation.
- Hardware peripherals
 - cBot: Embedded firmware cBot v1.6.7
- Language
 - Improved Italian translations
 - Various language updates

Upgrade information

- Database
 - Database scheme is modified with this version.
 - Upgrade to PostgreSQL v15.7 requires reinstalling the database.

Known issues

- eTerminal Xerox
 - Payment of USB print jobs is not possible with this version.

Version 9.1.4: 1st July 2024

Bug fixes and small enhancements

- eTerminal Lexmark
 - o Gespage Lexmark eTerminal v7.1.0.1
 - Full support for the new Lexmark 9-Series range (A4 / A3).
 - Refer to eTerminal release notes for additional details.
- eTerminal Toshiba
 - o Fix navigation issues on the home screen when SSL configuration is enabled
- eTerminal Xerox
 - o Payment environment
 - Improve management of multiple USB print jobs on Altalink MFP
 - Improve management of automatic logout on Versalink MFP
- eTerminals
 - o Izly Payment
 - Improve management of Izly debit in limit conditions
- Gespage Scan
 - o Scan to SMB Folder: When the scan must be stored in a username's folder, automatically creates the user's directory if it does not exist.
 - o Scan to email: Fixed email sending issues when the SMTP is set up in anonymous mode.
- Gespage Printing
 - o Printing rules: Fixed support for the "redirect to trash" rule
- Gespage Agent
 - o Gespage Agent (Windows v9.1.2.0 / Linux v9.1.2.0)
 - Improve management of enforcing rules in Linux environments.
 - o MSI installer: Added new Gespage agent properties available for setup in the MSI.
- User management
 - o CSV import: Fixed support for automatic print code creation
- System
 - o Linux OS
 - Improved dependency management during installation on Debian 12
 - Gespage services now automatically start after reboot
 - o Gespage Popup installation: The now checks for the JRE requirement (JRE 11)
 - o Log management: Improved purging of Gespage logs.

Version 9.1.3: 7th April 2024

Bug fixes and small enhancements

- eTerminal Ricoh
 - o Gespage Ricoh eTerminal v2.4.3
 - Security Enhancement: Introduced a new setting, 'Action for suspended jobs', to improve document print release security.
 - Resolved an issue causing the Gespage login screen to freeze with a 'Please wait' message.
 - Refer to eTerminal release notes for additional details.
- eTerminal Sharp
 - o Fixes in the Gespage v8 to v9 migration process. All Sharp eTerminals are now automatically configured without needing extra steps.
 - o Payment environment
 - Fix zero stop copy management for USB printing with advanced price settings.
 - Addressed potential zero stop copy issues during sessions with multiple copy jobs.
- eTerminal Toshiba
 - o Corrected an issue that could result in incorrect screen size display on the eTerminal.
- eTerminal Xerox
 - o Access rights support: Gespage v9 now supports access rights on Xerox eTerminal, requiring the 'Gespage LDAP Proxy Service' installation.
 - o Payment environment
 - Introduced support for zero stop copy on USB printing.
 - o Configuration and Stability Improvements
 - Enhanced the reliability of the Xerox eTerminal configuration push.
 - Resolved stability issues with card login and logout.
 - Fixed accounting inaccuracies for copies on American size paper.
- Web Payment
 - o Worldline payment gateway
 - Fixed an issue related to account reloading for users with very unusual characters in their names.
 - Improved administrative menu labels to clearly refer to the 'Worldline' gateway.
 - o User Interface: Corrected the display of custom General Conditions of Use (CGU).
- Gespage Agent
 - o Gespage Parser (Parser v9.1.3.0): The Xerox banner sheet is now excluded from parsing.
 - o SNMP monitoring: Expanded support for Canon MFPs (iR-ADV series).
- System
 - o Security
 - TLS Support: Enhanced security with TLS 1.3 now enabled by default, alongside the existing TLS 1.2 support.
 - Fix CVE-2022-42889 vulnerability.

- Miscellaneous
 - Remove the deprecated 'Gespage eTerminal Service' installation.

Bug fixes and small enhancements

- eTerminal Kyocera
 - Gespage Kyocera eTerminal v1.7.4.1
 - Resolved an issue with card authentication when logging out after scanning multiple pages.
 - Refer to eTerminal release notes for additional details.
- eTerminal Lexmark
 - Gespage Lexmark eTerminal v7.1.0.0
 - Introduced a new parameter for customizing the email sender setup when scanning to email via the MFP native scan menu.
 - Addressed a potential issue with print code login on networks with poor connectivity.
 - Refer to eTerminal release notes for additional details.
- eTerminal Sharp
 - Streamlined the Gespage v8 to v9 migration process for Sharp eTerminals. Following the installation of Gespage v9 software, Sharp eTerminals are now automatically configured without requiring any additional actions.
- eTerminal Toshiba
 - Resolved an issue ensuring proper support for configurations where the eTerminal automatically displays the print release screen post-login.
- Gespage Printing
 - Mobile printing
 - Enhanced image printing quality on Linux Gespage servers.
- Web Payment
 - Worldline payment gateway
 - Fixed an issue related to account reloading for users with unusual characters in their names.
- System
 - Security
 - Upgraded PostgreSQL JDBC driver to latest version (42.5.5).

Version 9.1.1: 29th January 2024

New features

- eTerminal Epson
 - Add custom logo feature.

Bug fixes and small enhancements

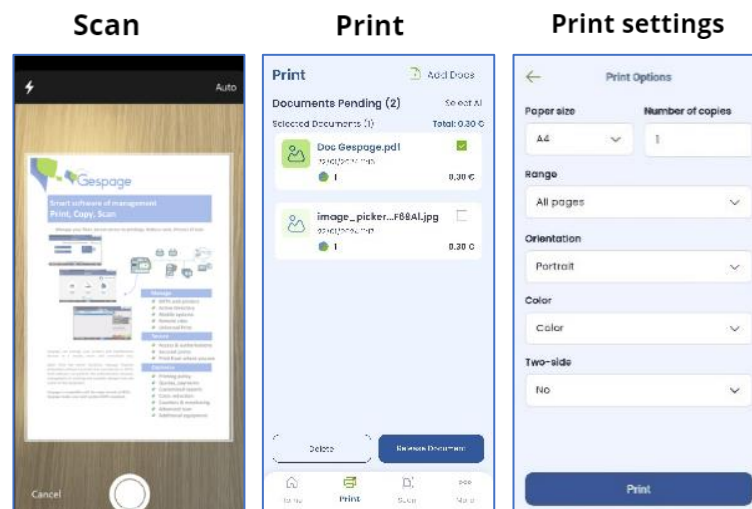
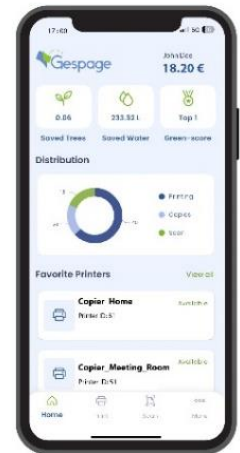
- eTerminal Epson
 - Improve display on MFPs with 5' screens.
- eTerminal KM
 - Improve eTerminal KM push mechanism.



Version 9.1.0: 21st January 2024

New features

- Gespage App
 - o The application allows to
 - Easily check the user account information and its print usage.
 - Stay informed about the environmental impact through the application.
 - **Print** your documents and images directly from the application or from the Print menu in any of your applications.
 - Customize print settings such as paper size, number of copies, and duplex printing according to your needs.
 - Swiftly **release** your print jobs on your multifunction printer (MFP) using a QR code for enhanced security.
 - Effortlessly **scan** documents directly from the application.
 - o The application is available on Android and iOS platforms for phones and tablets.
 - o This requires that the device can connect to the Gespage server (either through the server being accessible on internet, either through a connection to the local WiFi)



- %%%%%%%%%
 - o eTerminal Epson
 - New design of the user interface.
 - Add a shortcut to Epson scan functions from the Gespage welcome screen.
 - Add the print release options modifications feature, available from the eTerminal print release menu.
 - Add support for Epson WorkForce Enterprise AM Series MFPs (10.1' screen)
 - AM-C6000 Series, AM-C5000 Series, AM-C4000 Series
 - It is now possible to disable the environmental impact display on Epson eTerminal.
 - In Gespage home screen, it is now possible to customize if the Gespage shortcuts (Print, Copy, Scan) shall be displayed or hidden.
 - Upgrade to Epson Open Platform SDK v1.17



- eTerminal HP
 - Full support of latest HP MFP range
 - Gemstone2 Series
 - A3 B&W MFPs: E730 / E731 / E826
 - A3 Color MFPs: E785 / E786 / E877
 - Inventor Series
 - A4 Color MFPs: X580 / X677
 - A4 Color Printers: X557 / X654
 - It is now possible to disable the environmental impact display on HP eTerminal.
 - A user can now delete its own document in the MFP printing local menu.
- eTerminal Ricoh
 - Ricoh eTerminal push feature has been fully redesigned. This simplifies the Gespage eTerminal setup, by setting automatically various eTerminal parameters (SP codes, Gespage menu shortcut or Priority function setup) and improves the reliability of the push mechanism.
 - The Ricoh eTerminal push can be done through the Gespage eTerminal menu or through push scripts included in Gespage installation files (allowing batch push on a list of MFPs).
- eTerminal Sharp
 - Full support of BP Series MFPs
 - BP-50C26 / BP-55C26
 - BP-50C31 / BP-50C36 / BP-50C45
 - BP-60C31 / BP-60C36 / BP-60C45
 - BP-70C31 / BP-70C36 / BP-70C45
 - BP-50C55 / BP-50C65
 - BP-70C55 / BP-70C65
 - New management of the card to rely on the Sharp recommended card management mode.

- This requires now to register the card reader through the device technician menus.
 - The eTerminal OSA setup has evolved to remove the MFP serial number in the OSA links. It is then possible to clone MFP configurations.
 - It is now possible to disable the environmental impact display on Sharp eTerminal.
 - In Gespage home screen, it is now possible to customize if the Gespage shortcuts (Print, Copy, Scan) shall be displayed or hidden.
- eTerminal Toshiba
 - Full support of latest Series
 - e-Studio 2020AC / 2520AC
 - e-Studio 2525AC / 3025AC / 3525AC / 4525AC / 5525AC / 6525AC
 - e-Studio 2528A / 3028A / 3528A / 4528A / 5528A / 6528A
 - e-Studio 6526AC / 6527AC / 7527AC
 - e-Studio 6529A / 7529A / 9029A
 - The eTerminal EWB setup has evolved to remove the MFP serial number in the EWB links. It is then possible to clone MFP configurations.
 - It is now possible to disable the environmental impact display on Toshiba eTerminal.
 - In Gespage home screen, it is now possible to customize if the Gespage shortcuts (Print, Copy, Scan) shall be displayed or hidden.
- System
 - Linux OS support
 - Add support for Gespage installation on Debian 11 and 12 distributions.
 - On these distributions, Gespage is compatible with the standard PostgreSQL package (v14).
 - Upgrades to the technical stack
 - Java OpenJDK v11.0.20

Bug fixes and small enhancements

- eTerminals
 - eTerminal Epson
 - It is now possible to customize the MFP Gespage service account credentials in the Gespage eTerminal deployment configuration.
 - Add MFP details information in the eTerminal deployment menu.
 - eTerminal Ricoh
 - Fix support for custom device locale setup.
 - eTerminal Sharp
 - Payment environment
 - Fix zero stop copy on USB printing.
 - Fix support of color quota.
 - Improve management of Izly debit after user logout.
 - eTerminal Toshiba

- Remove the advanced eTerminal TopAccess parameter 'Changement auto. identification util.' that is not required.
 - Fix print release options menu not functional in Gespage v9.0.
- Gespage Scan
 - Add blank page removal feature among Gespage scan processes.
- Hardware peripherals
 - cPad-Pay
 - Embed firmware cPad-Pay v2.6.5.
 - Fix support for anonymous email printing and payment on cPad-Pay.
- Gespage administration
 - User management
 - It is now possible to configure several user aliases (to be separated by ';')
 - LDAP synchronization
 - It is now possible to customize for some fields (users' email and home directory) if the information stored in Gespage shall not be erased by the LDAP information.
- Gespage Agent
 - Gespage Agent (Windows v9.1.0.2 / Linux v9.1.0.0)
 - SNMP monitoring: Add support for new range of MFPs (Ricoh IMC series)
 - Fix possible problems in identification of Azure users print jobs.
 - Linux Agent: Fix case of printer queue name being randomly corrupted
 - Installation: Fix the need for a manual reboot of the Gespage Agent service required after Gespage v9.0 installation.
 - Gespage Parser (Parser v9.1.0.0)
 - Fix parsing of some spool file with a very small size under 1 Ko
 - Fix parsing of B&W document printed with Color ink.
 - Improve support for parsing of HP plotter (PageWide 4100) custom formats.
- Gespage Printing
 - In the printing rules, the watermark configuration can now include the new parameter %USER_COMMENTS%.
 - Improve logging in mobile printing.
- Gespage multi-sites
 - Fix support for Gespage global print2me feature not functional in in Gespage v9.0.
- Gespage Popup (v9.1.0.0)
 - The installer is now also available in .msi format.
- System
 - Gespage installation
 - An automatic backup of the Gespage DB is now done prior to the Gespage upgrade procedure.
 - This feature is only available if the Gespage DB is not being reinstalled during the upgrade procedure.
 - Improve the Gespage v8 > v9 upgrade procedure.
 - Gespage services

- Add a Gespage new service 'Gespage Mobile Gateway', dedicated to Gespage App management.
- Security
 - Improve security in administration menus storing service credentials.
 - Improve security in user interface 2-step login management.

Upgrade information (v8 > v9)

- Installation
 - Please refer to the migration procedure available in Gespage knowledge base.

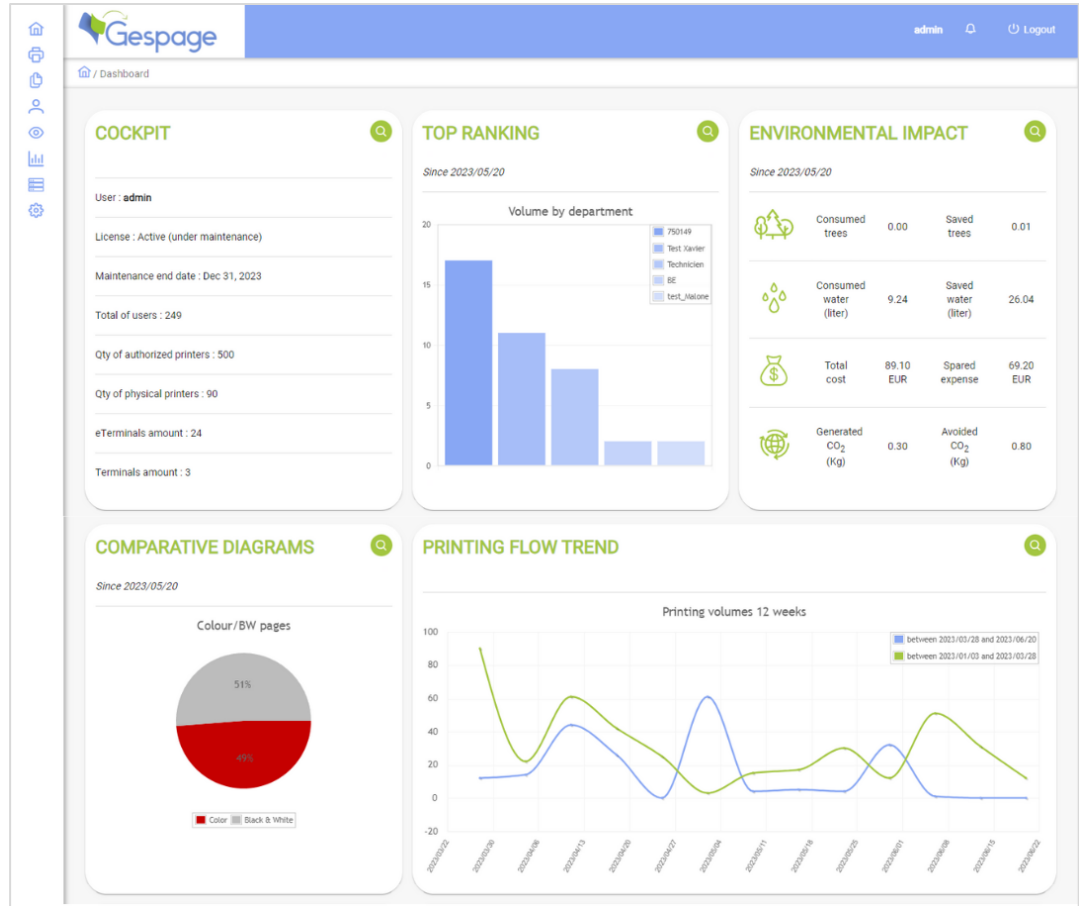
Information notes

- Following functions are not yet available on Gespage v9.1.0
 - eTerminals
 - eTerminal Xerox
 - No access rights can be setup.
 - The Xerox eTerminal model feature is not yet available.
 - User interface
 - Google SSO login is not yet available.
 - Cloud connector
 - Google Drive connector is not yet available.
 - Client application
 - Gespage Pay Station is not yet available.

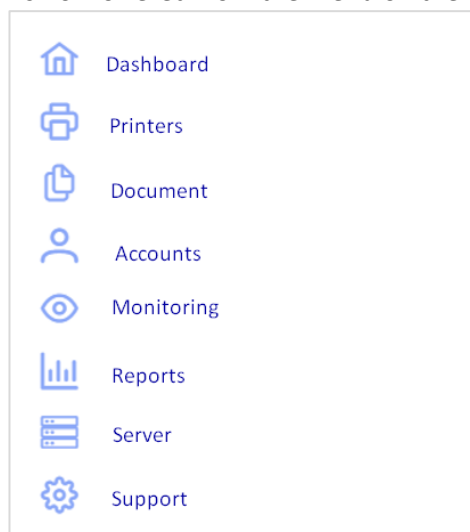
Version 9.0.0: 23rd August 2023

New features

- Admin interface
 - o New easy-to-use user interface for the administration




- o Minor modifications have been done into the menu's architecture:
 - The navigation is now offered from the menu on the left

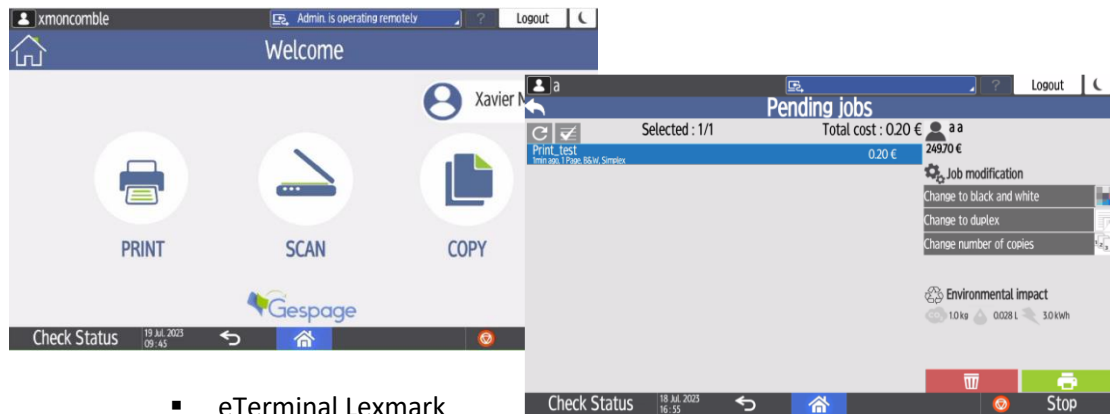


- The Document menu has been added to setup the mobile printing and scan parameters.

- Printers' management
 - o Gespage Direct Agent
 - The management of printers has been fully redesigned to distinguish printers from printer queues:
 - Multiple printer queues installed on different servers or computers and referencing the same MFP are now aggregated to a single printer device.
 - A single printer and eTerminal configuration can therefore be shared between multiple printers' queues.
 - The reports are referencing the printers, that can be aggregated from different printer queues.
 - This allows various new configurations:
 - Install print agents on user computers to get rid of print servers.
 - Share a common eTerminal between separate networks (ex: education and administration networks)
 - The standard management of printers through a print server remains of course possible.
 - The aggregation is done automatically based on printer queue's IP addresses:
 - From several printer queues referencing the same printer, the aggregation printer is called the 'Priority printer'.
 - By default, the 'priority printer' is the first queue referencing a printer that is registered on Gespage.
 - It is possible to manually modify the 'Priority printer' and to rename it.

<input type="checkbox"/>	Printer/Copier name ↑↓	Connected terminal ↑↓	Spool type ↑↓	Printer group ↑↓	Comments ↑↓	IP address ↑↓	Priority printer ↑↓	Queue
<input type="checkbox"/>	Copieur Salle de Formation	formation				10.0.0.63	<input checked="" type="checkbox"/>	34
<input type="checkbox"/>	PC_0112/Copieur Print2me					127.0.0.1	<input checked="" type="checkbox"/>	26

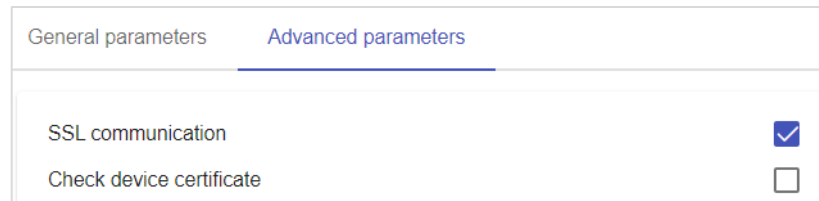
- eTerminals
 - o Gespage embedded applications
 - eTerminal Ricoh
 - Gespage Ricoh eTerminal v2.3.0
 - o New design of the user interface.
 - o Add advanced scan feature.
 - o Allow logo customization.
 - o See eTerminal release notes for further information.



- eTerminal Lexmark
 - Gespage Lexmark eTerminal v7.0.0.0
 - Allow logo customization.
 - Better support for latest models.
 - See eTerminal release notes for further information.
- Gespage web eTerminals
 - The web eTerminals management has evolved to be more resilient to complex network architecture:
 - To do so, the eTerminals unique identifier has been moved from the device IP address to the device serial number.
 - For example, NAT traversal between the server and MFP is now supported.
 - The impacted eTerminals are the following:
 - eTerminal Brother
 - eTerminal Epson
 - eTerminal KM
 - eTerminal Sharp
 - eTerminal Toshiba
 - eTerminal Xerox
 - These changes do impact each eTerminal configuration. Please see the each eTerminal v9 manual for further details
- System
 - Upgrades to the technical stack:
 - PostgreSQL v15.2
 - Java OpenJDK v11.0.15
 - Payara v5.2022.4

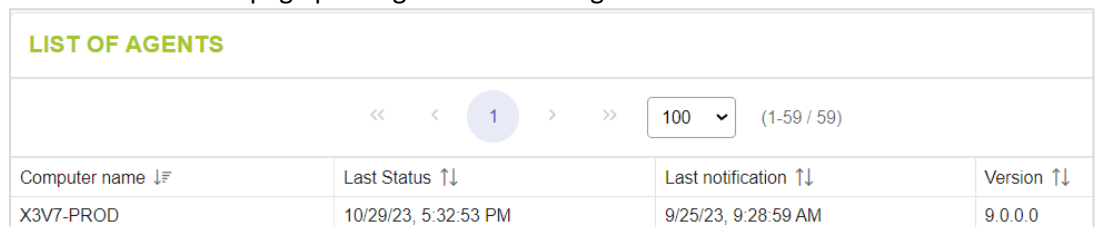
Bug fixes and small enhancements

- eTerminals
 - eTerminal Epson
 - It is now possible to customize the Gespage MFP service user credentials.
 - eTerminal Kyocera
 - Gespage Kyocera eTerminal v1.7.4.0
 - Fixes linked to advanced scan customer journey.
 - See eTerminal release notes for further information.
 - eTerminal Sharp / eTerminal Toshiba
 - It is now possible to setup if the MFP certificate is checked or not (for server to MFP flows).



General parameters	Advanced parameters
SSL communication <input checked="" type="checkbox"/>	
Check device certificate <input type="checkbox"/>	

- Gespage scan
 - For scan to mail, it is now possible to setup a destination to the secondary user's mail.
- Hardware peripherals
 - cBot
 - Add support for self-association of a card to an existing account.
 - Fix support in print options modification from cBot
 - cPad-Pay
 - Embed firmware cPad-Pay v2.6.4.
- Printers' management
 - When a printer queue is deleted, the printer's configuration remains available in Gespage. This allows the easily restore the printer's and eTerminal configuration on a new printer queue.
 - Fix management of BW printing when color quota is exceeded on the user's service.
- Mobile printing
 - Web printing: Hide mobile printers that are not allowed to the user.
 - It is now supported to setup an advanced price profile on a cloud printer.
- Gespage Agent (v9.0.0.0)
 - The installer is now also available with .msi format.
 - SNMP monitoring: Add support for new range of MFPs.
 - Improve Gespage agent startup delay.
- Gespage Remote
 - In the users' synchronization process, some additional parameters of the user are now synchronized (email, home directory...)
- Admin interface
 - A new menu for Gespage print agent's monitoring has been added.



LIST OF AGENTS			
<< < 1 > >> 100 (1-59 / 59)			
Computer name ↓↑	Last Status ↑↓	Last notification ↑↓	Version ↑↓
X3V7-PROD	10/29/23, 5:32:53 PM	9/25/23, 9:28:59 AM	9.0.0.0

- In users' parameters menu, it is now possible to setup the random numeric code length.

Print code creation

☐ None
☐ Same as user login
☒ Random numeric code

Generated code length

6 ▼

- For scan to mail, it is now possible to setup a maximum size for attachment (setup in SMTP parameters).

Limit for attachment size

127

MB

- It is now possible to disable / enable the display of the Gespage App download links in the user interface.
- The admin web access roles have been adapted to the new menu structure (role added for the Document menu).
- In the license menu, the maximum number of allowed eTerminal is now displayed.

Terminals	Mode	Details	Date	Number of devices
Konica Minolta eTerminal	Active (under maintenance)		30 juin 2024	2 / 10

- Reports
 - Fix content of some reports sent through automatic tasks.
- Installation
 - After installation, Gespage printing mode will now be setup by default in level 2 (management of user's balance).
 - The Gespage installer is now unique on Windows whatever the required eTerminal.
- Miscellaneous
 - Minimum TLS allowed by Gespage is now setup to TLS 1.2
 - Add new languages: Italian, Portuguese

Upgrade information (v8 > v9)

- Installation
 - Before upgrade, Gespage must be up to date with latest Gespage v8 version (v8.2.7)
 - A migration procedure must be followed to upgrade from v8 to v9.
 - The migration impact is depending on the eTerminal brand.
 - The migration procedure is available in Gespage knowledge base.
- Licenses
 - Xerox eTerminal and Gespage web payment licenses must be reinstalled after migration to be compatible with their new format.

Information notes

- Following functions are not yet available on Gespage v9.0.0
 - eTerminals
 - eTerminal Xerox
 - No access rights can be setup.
 - The Xerox eTerminal model feature is not yet available.

- User interface
 - Google SSO login is not yet available.
- Mobile printing
 - Gespage App for print jobs submission is not yet available.
- Cloud connector
 - Google Drive connector is not yet available.
- Client application
 - Gespage Pay Station is not yet available.
- Following functions have been removed due to deprecation.
 - eTerminals
 - Removed eTerminals: OKI, Samsung, and Toshiba v1.
 - eTerminal Sharp: Remove support for browser Netfront <= 3.5
 - Hardware peripherals
 - Removed peripheral: CMI and cMDB.
 - Advanced Scan
 - Custom incoming flows and SMTP Gateway have been removed.
 - User interface
 - Gespage Mobile Drive (Gespage document storage feature) has been removed.
 - Mobile printing
 - It is no more possible to access from the eTerminal to the list of mobile documents by entering a document code (used to be possible on eTerminal Toshiba or Xerox).
 - Miscellaneous
 - Copier-only device has been removed.
 - Gespage LDAP gateway has been removed.
 - iPDM feature has been removed.
 - Manual CSV import menu has been removed. CSV import remains available through the Tasks feature.

Known issues

- eTerminal Sharp
 - Sharp BP models support is partial in Gespage 9.0.0